

///Rowmark®



Laser Engraving **COLOR CHART**

Product Material Selection

Rowmark's QMS is ISO 9001 certified

LUCENT



Lucent by Rowmark is a thin, flexible plastic sheet material that is perfect for creating custom stencils, notebook tabs, and other fun gifts. Lucent products feature fashion forward translucent hues to add a touch of color to your designs.

| | | | | | |
|---|--|--|--|--|--|
| Translucent Smoke LC342-025 1-ply .025" | Translucent Green LC999-025 1-ply .025" | Translucent Blue LC599-025 1-ply .025" | Translucent Pink LC679-025 1-ply .025" | Translucent Orange LC669-025 1-ply .025" | Translucent Yellow LC729-025 1-ply .025" |
| Translucent Clear LC101-025 1-ply .025" | Material: Single-ply modified acrylic Finish: Matte non-glare Sheet Size: 24-1/8" x 48-3/4" // 613mm x 1238mm | | | | |

Masked on both sides for handling purposes. Rowmark branded masking is applied to the backside and a clear mask on matted surface side to protect the sheet during shipping and handling.

MESSAGE BOARD



Message Board products are lightweight, easy to fabricate plastic sheets that double as chalkboard or dry erase materials. Easily vector cut out shapes to create fun messages, interior and exterior signage projects or craft projects.

**White and light colored plastics are typically not suitable for fabrication with a diode laser.*

| | | | | |
|--|---|---|---|--|
| Dry Erase Bright White DE421-204 1-ply 1/16" DE441-204 1-ply 1/8" | Dry Erase Black DE421-401 1-ply 1/16" DE441-401 1-ply 1/8" | Chalkboard Pine Green CB321-902 1-ply 1/16" CB341-902 1-ply 1/8" | Chalkboard Bright White CB321-204 1-ply 1/16" CB341-204 1-ply 1/8" | Chalkboard Black CB321-401 1-ply 1/16" CB341-401 1-ply 1/8" |
|--|---|---|---|--|

Material: Single-ply modified acrylic
Finish: Chalkboard - Micro texture
Dry Erase - High Gloss
Sheet Size: 24" x 48" +.1875" -.0" // 610mm x 1219mm

ECOMARK NEW



Rowmark's EcoMark engraving plastic is made from 100% post-consumer recycled materials. EcoMark offers high-quality performance comparable to traditional sheets and is durable, easy to work with, and suitable for a wide range of applications. Whether it's for signage, engraving, or fabrication, these recycled sheets offer the same level of versatility as other products in Rowmark's portfolio.

| | | | | |
|---|--|--|--|---|
| White/Black EM204-162 2-ply 1/16" | Yellow/Black EM744-162 2-ply 1/16" | Almond/Black EM854-162 2-ply 1/16" | Br. Alum/Black EM354-162 2-ply 1/16" | Br. European Gold/Black EM754-162 2-ply 1/16" |
|---|--|--|--|---|

Material: Microsurfaced Post Consumer Recycled ABS
Finish: Matte non-glare / Brushed
Sheet Size: 24" x 49" // 610mm x 1245mm
Engraving Depth: .003" // 0.08mm

ColorHues® single-ply cast acrylic sheet comes in brilliant shades of translucent, opaque, and glitter hues with gloss or matte finish. Great for cut out letters and signs, providing the look of glass in a lightweight, scratch-resistant material, this product line is a go-to for craft and artistry projects to point-of-purchase displays.

| | | | | | |
|-------------------------------------|--|--|--|--|-----------------------------------|
| Topaz* Glitter | Rose Quartz* Glitter | Amethyst* Glitter | Ruby* Glitter | Quartz Crystal* Glitter Translucent | Diamond* Glitter |
| GH341-754 1-ply 1/8" | GH341-684 1-ply 1/8" | GH341-661 1-ply 1/8" | GH341-601 1-ply 1/8" | GH341-100 1-ply 1/8" | GH341-304 1-ply 1/8" |
| Amber* Glitter | Tanzanite* Glitter | Jade* Glitter | Obsidian* Glitter | Flamingo* Translucent | Lemon Zest* Translucent |
| GH341-771 1-ply 1/8" | GH341-501 1-ply 1/8" | GH341-901 1-ply 1/8" | GH341-401 1-ply 1/8" | CH341-690 1-ply 1/8" | CH341-700 1-ply 1/8" |
| Citron* Translucent | Ice Blue* Translucent | Glass Green* Translucent | Clear* Translucent | Clear Matte Translucent | Poppy Translucent |
| CH341-720 1-ply 1/8" | CH341-500 1-ply 1/8" | CH341-900 1-ply 1/8" | CH341-100 1-ply 1/8" CH351-100 1-ply 1/4" | CH341-101 1-ply 1/8" CH351-101 1-ply 1/4" | CH341-601 1-ply 1/8" |
| Passion Fruit Translucent | Cherry Blossom Translucent | Phantom Translucent | Daffodil Translucent | Citrus Translucent | Kiwi Translucent |
| CH341-621 1-ply 1/8" | CH341-611 1-ply 1/8" | CH341-211 1-ply 1/8" CH351-211 1-ply 1/4" | CH341-721 1-ply 1/8" | CH341-701 1-ply 1/8" | CH341-931 1-ply 1/8" |
| Caribbean Translucent | Pacific Translucent | Wedgewood Translucent | Glacier Translucent | Wisteria Translucent | Smoke Translucent |
| CH341-921 1-ply 1/8" | CH341-551 1-ply 1/8" | CH341-541 1-ply 1/8" | CH341-521 1-ply 1/8" | CH341-581 1-ply 1/8" | CH341-441 1-ply 1/8" |
| Scarlet Opaque | Mango Opaque | Citronella Opaque | Cobalt Opaque | Luxe Blue Opaque | Storm Grey Opaque |
| CH341-631 1-ply 1/8" | CH341-651 1-ply 1/8" | CH341-791 1-ply 1/8" | CH341-501 1-ply 1/8" CH351-501 1-ply 1/4" | CH341-571 1-ply 1/8" | CH341-301 1-ply 1/8" |
| Bisque Opaque | White Opaque | Black Opaque | Black/Flamingo EFX | Black/Lemon Zest EFX | Black/Citron EFX |
| CH341-831 1-ply 1/8" | CH341-201 1-ply 1/8" CH351-201 1-ply 1/4" | CH341-401 1-ply 1/8" CH351-401 1-ply 1/4" | CH342-496 2-ply 1/8" | CH342-407 2-ply 1/8" | CH342-427 2-ply 1/8" |
| Black/Poppy EFX | Black/Passion Fruit EFX | Black/Daffodil EFX | Black/Kiwi EFX | Black/Pacific EFX | |
| CH342-406 2-ply 1/8" | CH342-426 2-ply 1/8" | CH342-417 2-ply 1/8" | CH342-439 2-ply 1/8" | CH342-455 2-ply 1/8" | |

Material: Cell cast acrylic (PMMA)

Sheet Size: 24-1/8" x 48-3/4" +0, -.125" // 613mm x 1238mm

Finish: Matte non-glare (1 side)
Gloss (1 side)
*Gloss both sides
Edge Glow ●

Engraving Depth: ColorHues N/A Single Ply
EFX .003" // 0.08mm

Gauge: 1/8" +/- 0.016" // 0.4mm
1/4" +/- .032" // 0.8mm

Cast acrylics have thickness variations that may present difficulties in applications where thickness tolerance is important (i.e. fitting into extrusions, thermoforming applications where walls must maintain uniform thickness and assembly of complex structures). Check gauge when non-contact engraving takes place, and periodically re-check focal lengths when laser engraving. Multiple passes may be required when lasering certain gauges.

ColorHues® Glitter can have shifts in color due to the dispersion and reflection of glitter particles.



LASER & ROTARY ENGRAVING MATERIALS

ADA ALTERNATIVE



Substrate & Appliqué

This single-ply (mono) sheet has a wide variety of rich matte finish colors that are perfect for cut-out letters and shapes for signs and other projects. This line is designed specifically by Rowmark to comply with the Americans with Disabilities Act (ADA) Federal regulations for signage.

**White and light colored plastics are typically not suitable for fabrication with a diode laser.*

| | | | | | |
|---|--|---|--|---|---|
| Red 311-601 1-ply 1/32" 321-601 1-ply 1/16" 341-601 1-ply 1/8" | Burgundy 311-602 1-ply 1/32" 321-602 1-ply 1/16" 341-602 1-ply 1/8" | Canyon 311-823 1-ply 1/32" 321-823 1-ply 1/16" 341-823 1-ply 1/8" | Orange 311-603 1-ply 1/32" 321-603 1-ply 1/16" 341-603 1-ply 1/8" | Yellow 311-701 1-ply 1/32" 321-701 1-ply 1/16" 341-701 1-ply 1/8" | Bright Green 311-901 1-ply 1/32" 321-901 1-ply 1/16" 341-901 1-ply 1/8" |
| Pine Green 311-902 1-ply 1/32" 321-902 1-ply 1/16" 341-902 1-ply 1/8" | Hunter Green 311-991 1-ply 1/32" 321-991 1-ply 1/16" 341-991 1-ply 1/8" | Black Forest Green 311-903 1-ply 1/32" 321-903 1-ply 1/16" 341-903 1-ply 1/8" | Bahama Blue 311-509 1-ply 1/32" 321-509 1-ply 1/16" 341-509 1-ply 1/8" | Blue 311-501 1-ply 1/32" 321-501 1-ply 1/16" 341-501 1-ply 1/8" 351-501 1-ply 1/4" | Sapphire 311-506 1-ply 1/32" 321-506 1-ply 1/16" 341-506 1-ply 1/8" |
| Light Blue 311-571 1-ply 1/32" 321-571 1-ply 1/16" 341-571 1-ply 1/8" | Coastal Blue 311-521 1-ply 1/32" 321-521 1-ply 1/16" 341-521 1-ply 1/8" | China Blue 311-302 1-ply 1/32" 321-302 1-ply 1/16" 341-302 1-ply 1/8" | Slate 311-321 1-ply 1/32" 321-321 1-ply 1/16" 341-321 1-ply 1/8" | Marine Blue 311-502 1-ply 1/32" 321-502 1-ply 1/16" 341-502 1-ply 1/8" | Air Force Blue 311-504 1-ply 1/32" 321-504 1-ply 1/16" 341-504 1-ply 1/8" |
| Ultra Violet 311-581 1-ply 1/32" 321-581 1-ply 1/16" 341-581 1-ply 1/8" | Antique Ivory 311-801 1-ply 1/32" 321-801 1-ply 1/16" 341-801 1-ply 1/8" | Sand 311-808 1-ply 1/32" 321-808 1-ply 1/16" 341-808 1-ply 1/8" | Ash 311-214 1-ply 1/32" 321-214 1-ply 1/16" 341-214 1-ply 1/8" | Parchment 311-811 1-ply 1/32" 321-811 1-ply 1/16" 341-811 1-ply 1/8" | Sandalwood 311-218 1-ply 1/32" 321-218 1-ply 1/16" 341-218 1-ply 1/8" |
| White 311-201 1-ply 1/32" 391-201 1-ply 1mm 321-201 1-ply 1/16" 341-201 1-ply 1/8" | Bright White 311-204 1-ply 1/32" 391-204 1-ply 1mm 321-204 1-ply 1/16" 341-204 1-ply 1/8" 351-204 1-ply 1/4" | Light Grey 311-305 1-ply 1/32" 321-305 1-ply 1/16" 341-305 1-ply 1/8" | Pearl Grey 311-306 1-ply 1/32" 321-306 1-ply 1/16" 341-306 1-ply 1/8" | Driftwood 311-595 1-ply 1/32" 321-595 1-ply 1/16" 341-595 1-ply 1/8" | Grey Flannel 311-331 1-ply 1/32" 321-331 1-ply 1/16" 341-331 1-ply 1/8" |
| Grey 311-301 1-ply 1/32" 321-301 1-ply 1/16" 341-301 1-ply 1/8" | Silver Grey 311-308 1-ply 1/32" 321-308 1-ply 1/16" 341-308 1-ply 1/8" | Charcoal Grey 311-307 1-ply 1/32" 321-307 1-ply 1/16" 341-307 1-ply 1/8" | Cinder 311-413 1-ply 1/32" 321-413 1-ply 1/16" 341-413 1-ply 1/8" | Beige 311-831 1-ply 1/32" 321-831 1-ply 1/16" 341-831 1-ply 1/8" | Desert Sand 311-851 1-ply 1/32" 321-851 1-ply 1/16" 341-851 1-ply 1/8" |

ADA ALTERNATIVE

Substrate & Appliqué



*White and light colored plastics are typically not suitable for fabrication with a diode laser.

| Candlewick | | Putty | | Taupe | | Medium Brown | | Dark Brown | | Black | |
|------------|-------------|-------------|-------------|---------|-------------|--------------|-------------|------------|-------------|---------|-------------|
| 311-805 | 1-ply 1/32" | 311-806 | 1-ply 1/32" | 311-802 | 1-ply 1/32" | 311-821 | 1-ply 1/32" | 311-803 | 1-ply 1/32" | 311-401 | 1-ply 1/32" |
| 321-805 | 1-ply 1/16" | 321-806 | 1-ply 1/16" | 321-802 | 1-ply 1/16" | 321-821 | 1-ply 1/16" | 321-803 | 1-ply 1/16" | 391-401 | 1-ply 1mm |
| 341-805 | 1-ply 1/8" | 341-806 | 1-ply 1/8" | 341-802 | 1-ply 1/8" | 341-821 | 1-ply 1/8" | 341-803 | 1-ply 1/8" | 321-401 | 1-ply 1/16" |
| | | | | | | | | | | 341-401 | 1-ply 1/8" |
| | | | | | | | | | | 351-401 | 1-ply 1/4" |
| Copper | | Deep Bronze | | Gold | | Silver | | Graphite | | Clear | |
| 311-891 | 1-ply 1/32" | 311-871 | 1-ply 1/32" | 311-771 | 1-ply 1/32" | 311-304 | 1-ply 1/32" | 311-398 | 1-ply 1/32" | 311-101 | 1-ply 1/32" |
| 321-891 | 1-ply 1/16" | 321-871 | 1-ply 1/16" | 321-771 | 1-ply 1/16" | 321-304 | 1-ply 1/16" | 321-398 | 1-ply 1/16" | 322-101 | 1-ply 1/16" |
| 341-891 | 1-ply 1/8" | 341-871 | 1-ply 1/8" | 341-771 | 1-ply 1/8" | 341-304 | 1-ply 1/8" | 341-398 | 1-ply 1/8" | 342-101 | 1-ply 1/8" |

Material: Single-ply modified acrylic**Sheet Size:** 24-1/8" x 48-3/4" // 613mm x 1238mm**Finish:** Matte non-glare**Cutting 1/32" Tactile Letters:** 1/4" round & .020" tip at 20°- 25° angle

Available with or without adhesive. To order with adhesive, add an '8' to the end of the six digit code.

REVERSE LASERMARK®

Laser engrave this material from the backside and use any acrylic paint as a back fill, to create a perfect color match for signage or display projects. Reverse LaserMark® plastic sheets feature a clear smooth, non-glare matte finish over a layer of rich color that resists fingerprints. Great for interior and exterior signs, control panels and ADA signage.

| Matte/ Red | | Matte/ Burgundy | | Matte/ Ribbon Pink | | Matte/ Yellow | | Matte/ Bright Green | | Matte/ Blue | |
|------------------------|-------------|-------------------------|-------------|-------------------------|-------------|----------------------|-------------|------------------------|-------------|------------------------|-------------|
| 922-601 | 2-ply 1/16" | 922-621 | 2-ply 1/16" | 922-661 | 2-ply 1/16" | 922-701 | 2-ply 1/16" | 922-931 | 2-ply 1/16" | 922-511 | 2-ply 1/16" |
| Matte/ Navy Blue | | Matte/ White | | Matte/ Ivory | | Matte/ Dark Brown | | Matte/ Black | | Matte/ Smooth Gold* | |
| 922-551 | 2-ply 1/16" | 922-201 | 2-ply 1/16" | 922-221 | 2-ply 1/16" | 922-841 | 2-ply 1/16" | 922-401 | 2-ply 1/16" | 922-711 | 2-ply 1/16" |
| | | | | | | | | | | 942-711 | 2-ply 1/8" |
| Gloss/ Smooth Gold* | | Matte/Smooth Silver* | | Gloss/Smooth Silver* | | Matte/ Clear | | Clear/ Clear | | | |
| 922-710 | 2-ply 1/16" | 922-341 | 2-ply 1/16" | 922-340 | 2-ply 1/16" | 311-101 | 1-ply 1/32" | 411-100 | 1-ply 1/32" | | |
| 942-710 | 2-ply 1/8" | 942-341 | 2-ply 1/8" | 942-340 | 2-ply 1/8" | 322-101 | 1-ply 1/16" | 422-100 | 1-ply 1/16" | | |
| | | | | | | 342-101 | 1-ply 1/8" | 442-100 | 1-ply 1/8" | | |

Material: Microsurfaced impact acrylic for reverse engraving**Sheet Size:** 24-1/8" x 48-3/4" // 613mm x 1238mm**Finish:** Matte non-glare
Gloss ■**Engraving Depth:** .003" // 0.08mm

*Some LaserMark® Reverse foils are not recommended for applications in which UV stability is a requirement.

LASERMAX® REVERSE LIGHT BLOCKERS



This product line is perfect for applications that require images to be protected subsurface, allowing for a smooth top surface that can be easily cleaned. Offered in popular colors as well as brushed metallic finishes, ready to be reverse engraved and back filled with your choice of acrylic paint to meet custom needs. Great for interior and exterior signs, control panels and ADA signage.

| | | | | | |
|---------------------------------|--------------------------|--------------------------------|---|------------------------------|------------------------------------|
| Matte/ Smooth Silver | Matte/ Black | Matte/ Dark Brown | Matte/ White | Matte/ Grey | Matte/ Sky Blue |
| LM922-341 2-ply 1/16" | LM922-401 2-ply 1/16" | LM922-841 2-ply 1/16" | LM922-201 2-ply 1/16" | LM922-301 2-ply 1/16" | LM922-511 2-ply 1/16" |
| Matte/ Crimson | Matte/ Canary | Matte/ Br. Aluminum | Matte/ Br. Stainless Steel | Matte/ Br. Copper | Matte/ Br. Antique Gold |
| LM922-601 2-ply 1/16" | LM922-701 2-ply 1/16" | LM922-351 2-ply 1/16" | LM922-361 2-ply 1/16" | LM922-861 2-ply 1/16" | LM922-761 2-ply 1/16" |

Material: Microsurfaced impact acrylic for reverse engraving

Sheet Size: 24-1/8" x 48-3/4" // 613mm x 1238mm

Engraving Depth: .003" // 0.08mm

Finish: Matte non-glare
Gloss available upon request

COLORCAST ACRYLICS



Your signage will really stand out with this thick cast acrylic sheet designed for reverse engraving applications. Offered in popular colors as well as gold and silver metallic finishes, this product is perfect for applications that require a smooth top surface that can be easily cleaned and sanitized. Great for interior and exterior signs.

| | | | | | |
|--|--|--|--|--|--|
| Red | Burgundy | Blue | Navy Blue | Almond | White |
| CC342-600M 2-ply 1/8" CC342-600G 2-ply 1/8" CC352-600M 2-ply 1/4" CC352-600G 2-ply 1/4" | CC342-620M 2-ply 1/8" CC342-620G 2-ply 1/8" CC352-620M 2-ply 1/4" CC352-620G 2-ply 1/4" | CC342-500M 2-ply 1/8" CC342-500G 2-ply 1/8" CC352-500M 2-ply 1/4" CC352-500G 2-ply 1/4" | CC342-550M 2-ply 1/8" CC342-550G 2-ply 1/8" CC352-550M 2-ply 1/4" CC352-550G 2-ply 1/4" | CC342-850M 2-ply 1/8" CC342-850G 2-ply 1/8" CC352-850M 2-ply 1/4" CC352-850G 2-ply 1/4" | CC342-200M 2-ply 1/8" CC342-200G 2-ply 1/8" CC352-200M 2-ply 1/4" CC352-200G 2-ply 1/4" |
| Grey | Black | Gold | Silver | Clear | |
| CC342-300M 2-ply 1/8" CC342-300G 2-ply 1/8" CC352-300M 2-ply 1/4" CC352-300G 2-ply 1/4" | CC342-400M 2-ply 1/8" CC342-400G 2-ply 1/8" CC352-400M 2-ply 1/4" CC352-400G 2-ply 1/4" | CC342-710M 2-ply 1/8" CC342-710G 2-ply 1/8" CC352-710M 2-ply 1/4" CC352-710G 2-ply 1/4" | CC342-330M 2-ply 1/8" CC342-330G 2-ply 1/8" CC352-330M 2-ply 1/4" CC352-330G 2-ply 1/4" | CC342-100M 1-ply 1/8" CC342-100G 1-ply 1/8" CC352-100M 1-ply 1/4" CC352-100G 1-ply 1/4" | |

Material: Microsurfaced cell cast acrylic

Sheet Size: 24" x 48" +0, -1.25" // 610mm x 1219mm

Finish: Matte non-glare (M)
Gloss (G)

Engraving Depth: .003" // 0.08mm

Cast acrylics have thickness variations that may present difficulties in applications where thickness tolerance is important i.e. fitting into extrusions, thermoforming applications where walls must maintain uniform thickness and assembly of complex structures. Check gauge when non-contact engraving takes place, and periodically re-check focal lengths when laser engraving. Multiple passes may be required when lasering certain gauges.



Indoor Use



Outdoor Weatherable



UV Stable

UL approval for components
products - yellowcard E354751

COLORSHOP® WOODS



A Rowmark exclusive, ColorShop® Woods engravable wood sheets feature a two-sided all-natural birch stained in vibrant colors for laser and rotary engraving and UV-LED printing. Save time and money with our prestained wood options ideal for craft, signage and point-of-purchase displays.

**White and light colored plastics are typically not suitable for fabrication with a diode laser.*

| | | | | | | | | | | | |
|------------------|------|------------------|------|--------------------|------|-----------------|------|-------------------|------|------------------|------|
| Blue Jay | | Plum | | Blush | | Cardinal | | Clementine | | Sunflower | |
| CW1212-125BLJ | 1/8" | CW1212-125PLM | 1/8" | CW1212-125BLS | 1/8" | CW1212-125CAR | 1/8" | CW1212-125CLM | 1/8" | CW1212-125SUN | 1/8" |
| CW1224-125BLJ | 1/8" | CW1224-125PLM | 1/8" | CW1224-125BLS | 1/8" | CW1224-125CAR | 1/8" | CW1224-125CLM | 1/8" | CW1224-125SUN | 1/8" |
| Sage | | Merlot | | Night Shade | | Raven | | Wheat | | Denim | |
| CW1212-125SAG | 1/8" | CW1212-125MER | 1/8" | CW1212-125NTS | 1/8" | CW1212-125RAV | 1/8" | CW1212-125WHE | 1/8" | CW1212-125DNG | 1/8" |
| CW1224-125SAG | 1/8" | CW1224-125MER | 1/8" | CW1224-125NTS | 1/8" | CW1224-125RAV | 1/8" | CW1224-125WHE | 1/8" | CW1224-125DNG | 1/8" |
| Moss | | Goldenrod | | Raisin | | Cider | | Mocha | | Dovetail | |
| CW1212-125MSG | 1/8" | CW1212-125GRG | 1/8" | CW1212-125RSG | 1/8" | CW1212-125CDG | 1/8" | CW1212-125MOG | 1/8" | CW1212-125DTG | 1/8" |
| CW1224-125MSG | 1/8" | CW1224-125GRG | 1/8" | CW1224-125RSG | 1/8" | CW1224-125CDG | 1/8" | CW1224-125MOG | 1/8" | CW1224-125DTG | 1/8" |
| Whitewash | | Graphite | | | | | | | | | |
| CW1212-125WWG | 1/8" | CW1212-125GPG | 1/8" | | | | | | | | |
| CW1224-125WWG | 1/8" | CW1224-125GPG | 1/8" | | | | | | | | |

Material: Hardwood layered veneers

Finish: Satin Wood Finish
Grain Wood Finish ▲

Sheet Size: 12" x 12" +.0" -.125" // 305mm x 305mm
12" x 24" +.0" -.125" // 305mm x 610mm

Engraving Depth: .005" // 0.13mm

This product is masked on both sides.
As with any natural wood product, there may be slight color variations from sheet to sheet and lot to lot. Actual milled sheet size is 11-7/8" x 23-3/16" and 11-7/8" x 11-7/8" with a 1/16" tolerance.



LASER & ROTARY ENGRAVING MATERIAL

LASERMAX®



Your go-to laserable plastic sheet material with the most color choices available. Featuring popular color combinations that are great for outdoor and indoor projects. Ideal for signs, name badges and name plates, plaques, trophies and so much more!

**White and light colored plastics are typically not suitable for fabrication with a diode laser.*

| | | | | | |
|---|---|--|---|--|---|
| Crimson/ White LM912-602 2-ply 1/32" LM922-602 2-ply 1/16" LM942-602 2-ply 1/8" LM943-602 3-ply 1/8" | Crimson/ Black LM922-604 2-ply 1/16" | Crimson/ Yellow LM922-607 2-ply 1/16" | Claret/ White LM922-622 2-ply 1/16" | Ribbon Pink/ White LM922-662 2-ply 1/16" | Ribbon Pink/ Black LM922-664 2-ply 1/16" |
| Tangerine/ White LM922-612 2-ply 1/16" | Vibrant Orange/Black LM922-624 2-ply 1/16" | Canary/ Black LM912-704 2-ply 1/32" LM922-704 2-ply 1/16" LM942-704 2-ply 1/8" LM943-704 3-ply 1/8" | Canary/ Crimson LM922-706 2-ply 1/16" | Kelley Green/ White LM912-932 2-ply 1/32" LM922-932 2-ply 1/16" LM942-932 2-ply 1/8" | Kelley Green/ Black LM922-934 2-ply 1/16" |
| Celadon Green/ White LM922-972 2-ply 1/16" | Evergreen/ White LM912-912 2-ply 1/32" LM922-912 2-ply 1/16" LM942-912 2-ply 1/8" | Sky Blue/ White LM912-512 2-ply 1/32" LM922-512 2-ply 1/16" LM942-512 2-ply 1/8" LM943-512 3-ply 1/8" | Sky Blue/ Yellow LM922-517 2-ply 1/16" | Sapphire/ White LM922-502 2-ply 1/16" | Light Blue/ White LM922-562 2-ply 1/16" |
| Patriot Blue/ White LM922-552 2-ply 1/16" | China Blue/ White LM922-382 2-ply 1/16" | Purple/ White LM922-582 2-ply 1/16" | White/ Crimson LM922-206 2-ply 1/16" | White/ Burgundy LM922-226 2-ply 1/16" | White/ Sky Blue LM922-205 2-ply 1/16" |
| White/ Bright Green LM922-209 2-ply 1/16" | White/ Pine Green LM922-269 2-ply 1/16" | White/ Black LM912-204 2-ply 1/32" LM922-204 2-ply 1/16" LM942-204 2-ply 1/8" LM943-204 3-ply 1/8" | Ivory/ Dark Brown LM922-228 2-ply 1/16" | Almond/ Black LM922-854 2-ply 1/16" | Light Grey/ Burgundy LM922-326 2-ply 1/16" |
| Light Grey/ Marine Blue LM922-325 2-ply 1/16" | Light Grey/ Black LM922-324 2-ply 1/16" | Smoke Grey/ White LM922-312 2-ply 1/16" | Med. Brown/ White LM922-822 2-ply 1/16" | Dark Brown/ White LM922-842 2-ply 1/16" | Black/ White LM912-402 2-ply 1/32" LM922-402 2-ply 1/16" LM942-402 2-ply 1/8" LM943-402 3-ply 1/8" |
| Gloss Black/ White LM922-422 2-ply 1/16" | Black/ Red LM922-406 2-ply 1/16" | Black/ Yellow LM922-407 2-ply 1/16" | Black/ Gold LM922-417 2-ply 1/16" | Gloss Black/ Gold LM922-427 2-ply 1/16" | Black/ Silver LM922-413 2-ply 1/16" |

| | | | | | |
|--|--|---|---|--|---|
| Celestial Blue/ Gold LM922-577 2-ply 1/16" | Harbor Grey/ White LM922-362 2-ply 1/16" | Port Wine/ Gold* LM922-677 2-ply 1/16" | Verde/ Gold* LM922-937 2-ply 1/16" | Cashew/ Taupe LM922-138 2-ply 1/16" | Cashew/ Black LM922-134 2-ply 1/16" |
| Cashew/ Dark Brown LM922-188 2-ply 1/16" | Cinnamon Stick/Ash LM922-022 2-ply 1/16" | Cinnamon Stick/White LM922-222 2-ply 1/16" | Kona/ Ash LM922-082 2-ply 1/16" | Kona/ White LM922-012 2-ply 1/16" | Deep Bronze/ Black* LM922-884 2-ply 1/16" |
| Br. Copper/ Black* LM922-894 2-ply 1/16" | Brushed Bronze/Black* LM922-874 2-ply 1/16" | Brushed Gold/ Black* LM912-734 2-ply 1/32" LM922-734 2-ply 1/16" LM942-734 2-ply 1/8" | European Gold/Black* LM912-754 2-ply 1/32" LM922-754 2-ply 1/16" LM942-754 2-ply 1/8" | Smooth Gold/ Black* LM912-714 2-ply 1/32" LM922-714 2-ply 1/16" LM942-714 2-ply 1/8" | Br. Aluminum/ Black* LM912-354 2-ply 1/32" LM922-354 2-ply 1/16" LM942-354 2-ply 1/8" |
| Brushed Silver/Black* LM912-334 2-ply 1/32" LM922-334 2-ply 1/16" LM942-334 2-ply 1/8" | Smooth Silver/ Black* LM912-344 2-ply 1/32" LM922-344 2-ply 1/16" LM942-344 2-ply 1/8" | Brushed Bronze/White* LM922-872 2-ply 1/16" | Brushed New Bronze/White LM122-872 2-ply 1/16" | Brushed New Bronze/Black LM122-874 2-ply 1/16" | Brushed Pewter/Black LM122-374 2-ply 1/16" |
| Brushed Sterling/White LM122-392 2-ply 1/16" | Brushed Sterling/Black LM122-394 2-ply 1/16" | Brushed Charcoal/White LM122-432 2-ply 1/16" | Brushed Charcoal/Black LM122-434 2-ply 1/16" | Brushed Pewter/White LM122-372 2-ply 1/16" | |

Material: Microsurfaced impact acrylic

Sheet Size: 24-1/8" x 48-3/4" // 613mm x 1238mm

Port Wine & Harbor Grey*:

23-1/2" x 49" // 597mm x 1245mm

Kona/Ash & Kona/White*:

23-5/8" x 49" // 600mm x 1245mm

Finish: Matte non-glare

Brushed metal

Patterned

Gloss ■

Engraving Depth: .003" // 0.08mm

*LaserMax® metals are available with NoMark® Plus finish by adding "0-" to the end of the item code.

*Some LaserMax® foils are not recommended for applications in which UV stability is a requirement.

◆ Not recommended for harsh or high humidity indoor or outdoor applications.

LASERMAX® TRI-LAYER



Three layers to double your productivity! Our tri-layered laserable plastic sheet helps increase fabrication speed by eliminating secondary processes such as paint filling and vinyl application. Perfect for interior or exterior hospital and safety signage, industrial tagging, equipment marking and more.

**White and light colored plastics are typically not suitable for fabrication with a diode laser.*

| | | | | |
|--|---|--|---|---|
| Green/Black/ White TL923-942 3-ply 1/16" | White/Blue/ Black TL923-254 3-ply 1/16" | White/Red/ Black TL923-264 3-ply 1/16" | White/Yellow/ Black TL923-274 3-ply 1/16" | Yellow/Red/ Black TL923-764 3-ply 1/16" |
|--|---|--|---|---|

Material: Microsurfaced Impact Acrylic

Sheet Size: 24-1/8" x 48-3/4" // 613mm x 1238mm

Finish: Matte non-glare

Engraving Depth: .003" // 0.08mm










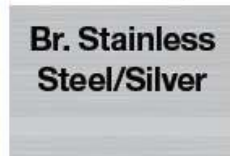





.008" // 0.20mm

METALGRAPH PLUS



Plastic sheet that looks like real metal and is guaranteed to perform outdoors. Metalgraph Plus has an integrated hard coat and sub-surface brush finish that's fingerprint and moisture-resistant. Great for signage, personal identification, trophies, awards, and more.

*White and light colored plastics are typically not suitable for fabrication with a diode laser.

| | | | | | |
|--|--|--|--|---|--|
| Br. Stainless Steel/Black  MP912-314 2-ply 1/32" MP922-314 2-ply 1/16" MP942-314 2-ply 1/8" | Br. Copper Penny/Black  MP912-864 2-ply 1/32" MP922-864 2-ply 1/16" MP942-864 2-ply 1/8" | Br. Antique Gold/Black  MP912-764 2-ply 1/32" MP922-764 2-ply 1/16" MP942-764 2-ply 1/8" | Br. Bright Nickel/Black  MP912-364 2-ply 1/32" MP922-364 2-ply 1/16" MP942-364 2-ply 1/8" | Br. Stainless Steel/Red  MP912-316 2-ply 1/32" MP922-316 2-ply 1/16" MP942-316 2-ply 1/8" | Br. Stainless Steel/Blue  MP912-315 2-ply 1/32" MP922-315 2-ply 1/16" MP942-315 2-ply 1/8" |
| Br. Antique Gold/Red  MP912-766 2-ply 1/32" MP922-766 2-ply 1/16" MP942-766 2-ply 1/8" | Br. Antique Gold/Blue  MP912-765 2-ply 1/32" MP922-765 2-ply 1/16" MP942-765 2-ply 1/8" | Br. Antique Gold/Gold  MP922-767 2-ply 1/16" MP942-767 2-ply 1/8" | Br. Stainless Steel/Silver  MP922-313 2-ply 1/16" MP942-313 2-ply 1/8" | Textured Copper/Black  MP822-864 2-ply 1/16" | Textured Gold/Black  MP822-764 2-ply 1/16" |
| Textured Gold/Gold  MP822-767 2-ply 1/16" | Textured Nickel/Black  MP822-364 2-ply 1/16" | Textured Stainless Steel/Silver  MP822-313 2-ply 1/16" | Material: Microsurfaced impact acrylic Finish: Brushed metal, Textured Sheet Size: 24-1/8" x 48-3/4" // 613mm x 1238mm Engraving Depth: .003" // 0.08mm | | |

TEXTURES



Tough and durable with a textured surface that's fingerprint, grease, and dirt-resistant. Textures is simply the best laser engravable plastic sheet product for interior and exterior high traffic sign making projects.

*White and light colored plastics are typically not suitable for fabrication with a diode laser.

| | | | | | |
|--|---|---|---|---|--|
| <div><div>Pimento/ White</div><div><div></div><div></div></div><div>822-642 2-ply 1/16" 842-642 2-ply 1/8"</div></div> | <div><div>Ruby/ White</div><div><div></div><div></div></div><div>822-622 2-ply 1/16"</div></div> | <div><div>Red Clay/ White</div><div><div></div><div></div></div><div>822-662 2-ply 1/16"</div></div> | <div><div>Tangerine/ White</div><div><div></div><div></div></div><div>822-652 2-ply 1/16"</div></div> | <div><div>Acid Yellow/ Black</div><div><div></div><div></div></div><div>822-774 2-ply 1/16"</div></div> | <div><div>Acid Yellow/ Dark Brown</div><div><div></div><div></div></div><div>822-778 2-ply 1/16"</div></div> |
| <div><div>Jungle Green/ White</div><div><div></div><div></div></div><div>822-962 2-ply 1/16"</div></div> | <div><div>Aquamarine/ White</div><div><div></div><div></div></div><div>822-522 2-ply 1/16"</div></div> | <div><div>Teal/ White</div><div><div></div><div></div></div><div>822-992 2-ply 1/16"</div></div> | <div><div>Royal Blue/ White</div><div><div></div><div></div></div><div>822-592 2-ply 1/16" 842-592 2-ply 1/8"</div></div> | <div><div>Sapphire/ White</div><div><div></div><div></div></div><div>822-503 2-ply 1/16"</div></div> | <div><div>Bermuda Tan/ Dark Brown</div><div><div></div><div></div></div><div>822-258 2-ply 1/16"</div></div> |
| <div><div>Desert Sand/ Black</div><div><div></div><div></div></div><div>822-854 2-ply 1/16"</div></div> | <div><div>Coffee Bean/ White</div><div><div></div><div></div></div><div>822-892 2-ply 1/16"</div></div> | <div><div>White/ Red</div><div><div></div><div></div></div><div>822-246 2-ply 1/16"</div></div> | <div><div>Winter White/ Blue</div><div><div></div><div></div></div><div>822-205 2-ply 1/16"</div></div> | <div><div>Winter White/ Black</div><div><div></div><div></div></div><div>822-244 2-ply 1/16" 842-244 2-ply 1/8"</div></div> | <div><div>Ash Grey/ White</div><div><div></div><div></div></div><div>822-302 2-ply 1/16"</div></div> |
| <div><div>Ash Grey/ Black</div><div><div></div><div></div></div><div>822-374 2-ply 1/16"</div></div> | <div><div>Coal Black/ White</div><div><div></div><div></div></div><div>822-422 2-ply 1/16" 842-422 2-ply 1/8"</div></div> | <div><div>Material:</div> Co-extruded impact acrylic</div> <div><div>Finish:</div> Textured</div> <div><div>Sheet Size:</div> 24-1/8" x 48-3/4" // 613mm x 1238mm</div> <div><div>Engraving Depth:</div> .007" // 0.18mm Acid Yellow, Pimento, Red Clay & Aquamarine: .010" // 0.25mm</div> | | | |

THE NATURALS



Add a touch of nature to your projects with The Naturals by Rowmark. The Naturals feature authentic, nature-inspired textured patterns like leather, wood and real stone. This product is a perfect fit for craft and artistry projects, contemporary signage, name badges and name plates.

**White and light colored plastics are typically not suitable for fabrication with a diode laser.*

| | | | | | |
|--|---|---|--|--|---|
| Mojave Black/ White TN922-422 2-ply 1/16" TN942-422 2-ply 1/8" | Mojave Black/ Black TN922-424 2-ply 1/16" TN942-424 2-ply 1/8" | Burnt Sienna/ Ash TN922-822 2-ply 1/16" TN942-822 2-ply 1/8" | Burnt Sienna/ Beige TN922-828 2-ply 1/16" TN942-828 2-ply 1/8" | Black Galaxy/ White TN922-412 2-ply 1/16" TN942-412 2-ply 1/8" | Black Galaxy/ Black TN922-414 2-ply 1/16" TN942-414 2-ply 1/8" |
| Celestial Grey/ White TN922-312 2-ply 1/16" TN942-312 2-ply 1/8" | Celestial Grey/ Grey TN922-313 2-ply 1/16" TN942-313 2-ply 1/8" | Solarius Stone/ Parchment TN922-818 2-ply 1/16" TN942-818 2-ply 1/8" | Solarius Stone/ Black TN922-814 2-ply 1/16" TN942-814 2-ply 1/8" | Luna White/ White TN922-212 2-ply 1/16" TN942-212 2-ply 1/8" | Luna Pearl/ Black TN922-214 2-ply 1/16" TN942-214 2-ply 1/8" |
| Carbon Ash/ White TN922-192 2-ply 1/16" TN942-192 2-ply 1/8" | Carbon Ash/ Black TN922-194 2-ply 1/16" TN942-194 2-ply 1/8" | Barnwood Grey/White TN922-162 2-ply 1/16" TN942-162 2-ply 1/8" | Barnwood Grey/Charcoal TN922-168 2-ply 1/16" TN942-168 2-ply 1/8" | Natural Teak/ Ash TN922-172 2-ply 1/16" TN942-172 2-ply 1/8" | Natural Teak/ Brown TN922-178 2-ply 1/16" TN942-178 2-ply 1/8" |
| Brazilian Cherry/Ash TN922-022 2-ply 1/16" TN942-022 2-ply 1/8" | Brazilian Cherry/Copper TN922-028 2-ply 1/16" TN942-028 2-ply 1/8" | Beechwood/ Ivory TN922-134 2-ply 1/16" TN942-134 2-ply 1/8" | Beechwood/ Brown TN922-138 2-ply 1/16" TN942-138 2-ply 1/8" | Tobacco Leather/ White TN922-812 2-ply 1/16" TN942-812 2-ply 1/8" | Stone Grey Leather/ Black TN922-304 2-ply 1/16" TN942-304 2-ply 1/8" |
| Vanilla Leather/ Black TN922-854 2-ply 1/16" TN942-854 2-ply 1/8" | Midnight Leather/ White TN922-402 2-ply 1/16" TN942-402 2-ply 1/8" | Whitewash/ White TN922-232 2-ply 1/16" TN942-232 2-ply 1/8" | Whitewash/ Black TN922-234 2-ply 1/16" TN942-234 2-ply 1/8" | | |

Material: Microsurfaced impact acrylic

Sheet Size: 24-1/8" x 48-3/4" // 613mm x 1238mm

Finish: Textured

Engraving Depth: .003" // 0.08mm

LASERGLOW®



LaserGlow® glow-in-the-dark plastic sheet is specially engineered to exceed the photo-luminescent standards set by many municipalities and organizations. As a laserable, non-radioactive flexible plastic substrate, it is the ideal choice for exit, emergency and way-finding signage.

| | | | | |
|---|--|---|---|--|
| UltraGlow ULG321-911 2-ply 1/16" ULG341-911 2-ply 1/8" | Glow with Adhesive LG302-911 1-ply .020" | Glow ADA Compliant LG311-911 1-ply 1/32" LG321-911 1-ply 1/16" LG341-911 1-ply 1/8" | Glow Reverse Engravable LG322-911 2-ply .050" | Material: Modified impact acrylic Finish: Matte non-glare Sheet Size: 24-1/8" x 48-3/4" // 613mm x 1238mm Engraving Depth: .022" // 0.56mm (Reverse only) |
|---|--|---|---|--|

DURMARK



The ideal plastic sheet for the most demanding environment! DurMark has been engineered with a tough, chemical-resistant cap layer that can be easily laser or rotary engraved. Great for indoors or out and perfect for control panels, machine tags, and safety signage.

**White and light colored plastics are typically not suitable for fabrication with a diode laser.*

| | | | | | |
|---|---|---|---|--|---|
| Black/White | White/Black | Red/White | Blue/White | Yellow/Black | Pine Green/White |
| DM922-402 2-ply 1/16" DM942-402 2-ply 1/8" | DM922-204 2-ply 1/16" DM942-204 2-ply 1/8" | DM922-602 2-ply 1/16" DM942-602 2-ply 1/8" | DM922-512 2-ply 1/16" DM942-512 2-ply 1/8" | DM922-704 2-ply 1/16" DM942-704 2-ply 1/8" | DM922-912 2-ply 1/16" DM942-912 2-ply 1/8" |
| White/Red | White/Blue | Dark Grey/White | Orange/White | Material: Impact acrylic Sheet Size: 24" x 48" // 610mm x 1219mm Finish: Matte non-glare Engraving Depth: .005" // 0.13mm | |
| DM922-206 2-ply 1/16" DM942-206 2-ply 1/8" | DM922-205 2-ply 1/16" DM942-205 2-ply 1/8" | DM922-332 2-ply 1/16" DM942-332 2-ply 1/8" | DM922-652 2-ply 1/16" DM942-652 2-ply 1/8" | | |
| | | | | | |

LASERMARK®



Perfect for interior laser engraving projects! LaserMark® engravable plastic is available in a wide selection of popular solid colors and wood finishes and is ideal for signs, name badges and name plates, plaques, and trophy applications.

| | | | | | |
|----------------------------|---------------------|---------------------------|---------------------------|-----------------------------|-------------------------|
| Red/White | Red/Yellow | Yellow/Black | Bright Green/White | Pine Green/White | Sapphire/White |
| 922-602 2-ply .052" | 922-607 2-ply .052" | 922-704 2-ply .052" | 922-932 2-ply .052" | 922-912 2-ply .052" | 922-502 2-ply .052" |
| Blue/White | Blue/Yellow | Navy/White | Ivory/Brown | Med. Brown/White | Dark Brown/White |
| 922-512 2-ply .052" | 922-517 2-ply .052" | 922-552 2-ply .052" | 922-228 2-ply .052" | 922-822 2-ply .052" | 922-842 2-ply .052" |
| White/Red | White/Blue | White/Black | Light Grey/White | Grey/White | Black/White |
| 922-206 2-ply .052" | 922-205 2-ply .052" | 922-204 2-ply .052" | 922-322 2-ply .052" | 922-312 2-ply .052" | 922-402 2-ply .052" |
| Gloss Black/White | Black/Yellow | Black/Gold | Gloss Black/Gold | Port Wine/Gold | Verde/Gold |
| 922-422 2-ply .052" | 922-407 2-ply .052" | 922-417 2-ply .052" | 922-427 2-ply .052" | 922-677 2-ply .052" | 922-937 2-ply .052" |
| Celestial Blue/Gold | Cherry/White | Black Walnut/White | Walnut/White | English Walnut/White | Br. Copper/Black |
| 922-577 2-ply .052" | 922-152 2-ply .052" | 922-002 2-ply .052" | 922-172 2-ply .052" | 922-192 2-ply .052" | 922-894 2-ply .052" |

| | | | | | |
|--------------------------------|-----------------------------|---------------------------------|---------------------------------|-------------------------------|----------------------------------|
| Smooth Gold/ Black* | Br. Gold/ Black* | European Gold/Black* | Br. Aluminum/ Black* | Br. Silver/ Black* | Smooth Silver/ Black* |
| 922-714 | 922-734 | 922-754 | 922-354 | 922-334 | 922-344 |
| 2-ply .052" | 2-ply .052" | 2-ply .052" | 2-ply .052" | 2-ply .052" | 2-ply .052" |

Material: Microsurfaced impact acrylic

Sheet Size: 24-1/8" x 48-3/4" // 613mm x 1238mm

Port Wine: 23-1/2" x 49" // 597mm x 1245mm

Finish: Matte non-glare

Brushed metal

Patterned

Gloss ■

Engraving Depth: .003" // 0.08mm

◆ Not recommended for harsh or high humidity indoor or outdoor applications.

*LaserMark® metals are available with NoMark® Plus finish by adding '0+' to the end of the item code.

FLEXIBRASS® & FLEXICOLOR®



Flexible, lightweight and tough... FlexiBrass® engravable plastic sheet combines the classic, crisp definition of real brass engraving with all the advantages of a laserable material. FlexiColor® engravable sheets feature the properties of FlexiBrass® in brilliant color combinations. Available with or without adhesive.

**White and light colored plastics are typically not suitable for fabrication with a diode laser.*

| | | | | | |
|--------------------------------|---------------------------------|---------------------------------|---------------------------------|----------------------------------|--------------------------------|
| Port Wine/ Brass | Port Wine/ White | Verde/ Brass | Celestial Blue/Brass | Celestial Blue/ White | Harbor Grey/ Silver |
| 602-677 | 602-672 | 602-937 | 602-577 | 602-572 | 602-363 |
| 2-ply .020" | 2-ply .020" | 2-ply .020" | 2-ply .020" | 2-ply .020" | 2-ply .020" |
| Harbor Grey/ White | Brushed Gold/Blue | Brushed Copper/Black | Brushed Bronze/Black | Deep Bronze/ Black | Brushed Gold/Black |
| 602-362 | 602-735 | 602-894 | 602-874 | 602-884 | 602-734 |
| 2-ply .020" | 2-ply .020" | 2-ply .020" | 2-ply .020" | 2-ply .020" | 2-ply .020" |
| European Gold/Black | Trophy Gold/ Black | Smooth Gold/ Black | Yellow/ Black | Red/ White | Blue/ White |
| 602-754 | 602-794 | 602-714 | 602-744 | 602-602 | 602-512 |
| 2-ply .020" | 2-ply .020" | 2-ply .020" | 2-ply .020" | 2-ply .020" | 2-ply .020" |
| White/ Black | Black/ White | Matte Black/ Brass | Gloss Black/ Brass | Matte Black/ Silver | Gloss Black/ Silver |
| 602-204 | 602-402 | 602-417 | 602-427 | 602-413 | 602-423 |
| 2-ply .020" | 2-ply .020" | 2-ply .020" | 2-ply .020" | 2-ply .020" | 2-ply .020" |
| Br. Aluminum/ Black | Brushed Silver/Black | Smooth Silver/ Black | Trophy Silver/ Black | Brushed Red/ White | Brushed Red/ Brass |
| 602-354 | 602-334 | 602-344 | 602-394 | 602-652 | 602-657 |
| 2-ply .020" | 2-ply .020" | 2-ply .020" | 2-ply .020" | 2-ply .020" | 2-ply .020" |
| Brushed Blue/ White | Brushed Blue/ Brass | Brushed Black/ Brass | Brushed Black/ White | | |
| 602-552 | 602-557 | 602-457 | 602-452 | | |
| 2-ply .020" | 2-ply .020" | 2-ply .020" | 2-ply .020" | | |

Material: Microsurfaced impact acrylic

Sheet Size: 24-1/8" x 48-3/4" // 613mm x 1238mm

Port Wine & Harbor Grey:**

23-1/2" x 49" // 597mm x 1245mm

Engraving Depth: .003" // 0.08mm

Finish: Matte non-glare

Brushed metal

Patterned

Gloss ■

◆ Not recommended for harsh or high humidity indoor or outdoor applications.

Available with or without adhesive. To order with adhesive, add an '9' to the end of the six digit code.



ULTRAGRAVE® MATTE & SATIN









Designed to be the industry's most user-friendly plastic sheet featuring a durable matte and satin-grain finishes in trendy colors. Great for interior and exterior signs, awards, name badges and name plates and an outstanding choice for safety signs, electrical and industrial tags, and automotive labeling.

**White and light colored plastics are typically not suitable for fabrication with a diode laser.*

| | | | | | |
|--|---|--|--|--|--|
| <div>Red/White</div> <div>M: UG662-602 2-ply .010"</div> <div>M: UG602-602 2-ply .020"</div> <div>M: UG922-602 2-ply 1/16"</div> <div>S: UG122-602 2-ply 1/16"</div> | <div>Red/Black</div> <div>M: UG922-604 2-ply 1/16"</div> <div>S: UG122-604 2-ply 1/16"</div> | <div>Exotica/White</div> <div>S: UG122-882 2-ply 1/16"</div> | <div>Burgundy/White</div> <div>M: UG922-622 2-ply 1/16"</div> <div>S: UG122-622 2-ply 1/16"</div> | <div>Burgundy/Gold</div> <div>M: UG922-627 2-ply 1/16"</div> | <div>Orange/White</div> <div>M: UG922-612 2-ply 1/16"</div> <div>S: UG122-612 2-ply 1/16"</div> |
| <div>Orange/Black</div> <div>M: UG922-614 2-ply 1/16"</div> <div>S: UG122-614 2-ply 1/16"</div> | <div>Yellow/Black</div> <div>M: UG662-704 2-ply .010"</div> <div>M: UG602-704 2-ply .020"</div> <div>M: UG922-704 2-ply 1/16"</div> <div>S: UG122-704 2-ply 1/16"</div> | <div>Apple Green/White</div> <div>M: UG602-932 2-ply .020"</div> <div>M: UG922-932 2-ply 1/16"</div> <div>S: UG122-932 2-ply 1/16"</div> | <div>Pine Green/White</div> <div>M: UG922-912 2-ply 1/16"</div> <div>S: UG122-912 2-ply 1/16"</div> | <div>Forest Green/White</div> <div>M: UG922-992 2-ply 1/16"</div> <div>S: UG122-992 2-ply 1/16"</div> | <div>Forest Green/Gold</div> <div>M: UG922-997 2-ply 1/16"</div> |
| <div>Turbulent/White</div> <div>M: UG922-942 2-ply 1/16"</div> | <div>Blue/White</div> <div>M: UG662-512 2-ply .010"</div> <div>M: UG602-512 2-ply .020"</div> <div>M: UG922-512 2-ply 1/16"</div> <div>S: UG122-512 2-ply 1/16"</div> | <div>Air Force Blue/White</div> <div>M: UG922-532 2-ply 1/16"</div> <div>S: UG122-532 2-ply 1/16"</div> | <div>Royal Blue/White</div> <div>M: UG922-592 2-ply 1/16"</div> <div>S: UG122-592 2-ply 1/16"</div> | <div>Royal Blue/Gold</div> <div>M: UG602-597 2-ply .020"</div> <div>M: UG922-597 2-ply 1/16"</div> | <div>Navy Blue/White</div> <div>M: UG922-552 2-ply 1/16"</div> <div>S: UG122-552 2-ply 1/16"</div> |
| <div>Navy Blue/Gold</div> <div>M: UG922-557 2-ply 1/16"</div> | <div>Taupe/White</div> <div>M: UG922-802 2-ply 1/16"</div> <div>S: UG122-802 2-ply 1/16"</div> | <div>Almond/Black</div> <div>M: UG922-854 2-ply 1/16"</div> | <div>Craftsmen/White</div> <div>M: UG922-832 2-ply 1/16"</div> <div>S: UG122-832 2-ply 1/16"</div> | <div>White/Black</div> <div>M: UG662-204 2-ply .010"</div> <div>M: UG602-204 2-ply .020"</div> <div>M: UG922-204 2-ply 1/16"</div> <div>S: UG122-204 2-ply 1/16"</div> | <div>White/Clear*</div> <div>M: UG602-201 2-ply .020"</div> <div>M: UG922-201 2-ply 1/16"</div> |
| <div>White/Red</div> <div>M: UG922-206 2-ply 1/16"</div> <div>S: UG122-206 2-ply 1/16"</div> | <div>White/Blue</div> <div>M: UG922-205 2-ply 1/16"</div> <div>S: UG122-205 2-ply 1/16"</div> | <div>Brown/White</div> <div>M: UG922-822 2-ply 1/16"</div> <div>S: UG122-822 2-ply 1/16"</div> | <div>Chocolate Brown/White</div> <div>M: UG922-842 2-ply 1/16"</div> <div>S: UG122-842 2-ply 1/16"</div> | <div>Light Gray/Black</div> <div>M: UG922-304 2-ply 1/16"</div> | <div>Black/White</div> <div>M: UG662-402 2-ply .010"</div> <div>M: UG602-402 2-ply .020"</div> <div>M: UG922-402 2-ply 1/16"</div> <div>S: UG122-402 2-ply 1/16"</div> |
| <div>Black/Clear*</div> <div>M: UG602-401 2-ply .020"</div> <div>M: UG922-401 2-ply 1/16"</div> | <div>Black/Silver Gray</div> <div>M: UG922-423 2-ply 1/16"</div> <div>S: UG122-423 2-ply 1/16"</div> | <div>Matte Black/Gold</div> <div>M: UG922-417 2-ply 1/16"</div> | <div>Glossy Black/Gold</div> <div>M: UG602-427 2-ply .020"</div> | | |

LASERGLOSS EXTERIOR



LaserGloss Exterior features a stunning, laser-friendly gloss finish that can stand up to the harshest elements. With a tough, exterior-rated gloss top layer designed for outdoor use, LaserGloss Exterior will keep its finish year after year in virtually any application!

| | | | | | |
|------------------------|------------------------|-------------------------|------------------------|------------------------|------------------------|
| Red/White | Yellow/Black | Pine Green/White | Blue/White | White/Black | Black/White |
| LGE922-602 2-ply 1/16" | LGE922-704 2-ply 1/16" | LGE922-912 2-ply 1/16" | LGE922-512 2-ply 1/16" | LGE922-204 2-ply 1/16" | LGE922-402 2-ply 1/16" |
| Dark Grey/White | Orange/White | | | | |
| LGE922-332 2-ply 1/16" | LGE922-652 2-ply 1/16" | | | | |

Material: Co-extruded impact acrylic **Sheet Size:** 24-1/8" x 48-3/4" // 613mm x 1238mm

Finish: Gloss **Engraving Depth:** .005" // 0.13mm

LASERLIGHTS



This ultra-thin plastic sheet is designed for laser engraving applications where flexibility and durability are required. Offering excellent exterior properties including resistance to water, solvents, abrasion, and extreme temperatures. This product line is ideal for signs, automotive labeling, electrical and industrial tags.

**White and light colored plastics are typically not suitable for fabrication with a diode laser.*

| | | | | | |
|-------------------------|--|--|-----------------------------|----------------------------|--|
| Black/White | White/Black | Brushed Silver/Black | Brushed Bronze/Black | Smooth Silver/Black | Black/Silver |
| S61-1224 12"x 24" sheet | S62-1224 12"x 24" sheet S62-1205 12"x 50' rolls | S63-1224 12"x 24" sheet S63-1205 12"x 50' rolls | S69-1224 12"x 24" sheet | S73-1224 12"x 24" sheet | S75-1224 12"x 24" sheet S75-1205 12"x 50' rolls |
| White/Gold | Smooth Gold/Black | Brushed Brass/Black | | | |
| S26-1224 12"x 24" sheet | S74-1224 12"x 24" sheet | S64-1224 12"x 24" sheet S64-1205 12"x 50' rolls | | | |

Material: Microsurfaced pre-adhesive plastic

Finish: Brushed metal
Gloss ■

Sheet Size: 12" x 24" // 305mm x 610mm (sheet)
12" x 50' // 305mm x 15.24m (roll)

Engraving Depth: .002" // 0.05mm

Gauge: .004" // .10mm

Backed with a .001" (0.03mm) acrylic pressure sensitive adhesive

◆ Not recommended for harsh or high humidity indoor or outdoor applications.

LASERMAG



A laser-friendly flexible magnetic material used to create promotional magnets, repositionable nameplates, vehicle graphics, and more. Not recommended for use with a rotary engraver.

| | |
|-----------------------------|----------------------------|
| Brushed Silver/Black | Brushed Brass/Black |
| LM63-1224 2-ply .020" | LM64-1224 2-ply .020" |

Material: Microsurfaced flexible magnetic material

Finish: Brushed metal **Sheet Size:** 12" x 24" // 305mm x 610mm
Gloss ■

Engraving Depth: .004" // 0.10mm

◆ Not recommended for harsh or high humidity indoor or outdoor applications.



HOME OFFICE

PO Box 1605
5409 Hamlet Drive
Findlay, Ohio 45840-1605 USA
inquiries@rowmark.com

EUROPE OFFICE/WAREHOUSE

Schaarbeekstraat 44
9120 Beveren-Waas
Belgium
+32 (0)3 870 41 10
emea@rowmark.com

TECHNICAL SUPPORT

877.769.6275 /// 419.425.8974
techhelp@rowmark.com

CUSTOM REQUESTS

800.243.3339 /// 419.425.2407
customerservice@rowmark.com

LATIN AMERICA & TECHNICAL SUPPORT

+55 11 97530-6575 /// latinamerica@rowmark.com

AUSTRALIA & TECHNICAL SUPPORT

Unit 10/167 Prospect Hwy,
Seven Hills NSW 2147
1300 023 370
sales@rowmark.com.au



Engage. Interact. Share.



877.rowmark / rowmark.com

Visit
rowmark.com

View and download our **Usage and Capabilities** PDF
online at www.rowmark.com/salestools/color-charts
to see how each Rowmark product can be used!



TERMS & CONDITIONS OF SALE

Rowmark's warranty is limited to replacement of product only, and such warranty does not extend to the costs of any repeat labor or incidental costs. **LIMITED WARRANTY, WARRANTY DISCLAIMERS AND LIMITATIONS OF REMEDIES AND LIABILITIES:** Except as set forth above, Seller makes **NO OTHER WARRANTIES** concerning the products whatsoever. **SELLER DISCLAIMS AND EXCLUDES ALL OTHER EXPRESS WARRANTIES AND ALL IMPLIED WARRANTIES, INCLUDING WITHOUT LIMITATION THE IMPLIED WARRANTIES OF MERCHANTABILITY AND FITNESS FOR A PARTICULAR PURPOSE** concerning the products. In no event will Sellers' liability exceed the paid purchase price of the products. Seller's obligations described in this paragraph shall be Buyer's sole and exclusive remedy against Seller and Seller's Distributors for any liability with respect to the products whether any claim for recovery is based upon or arises out of theories of contract, negligence, tort (including strict liability) or otherwise. Buyer agrees that **NO OTHER REMEDY SHALL BE AVAILABLE** to Buyer and that **IN NO EVENT SHALL SELLER BE LIABLE FOR ANY INCIDENTAL OR CONSEQUENTIAL DAMAGES**, including without limitation loss of income, loss of time, loss of sales, cost of replacement items, or claims asserted by Buyer's customers. A suit based on any cause of action must be commenced within one year from the date of delivery of product.



401009